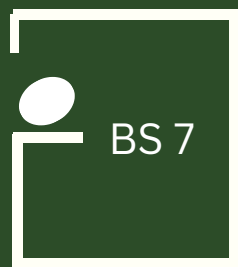


*7 Essentials Every NRI Should Know Before
Engaging an Interior Designer in India*

WHITE-GLOVE INTERIOR DESIGN:



BESPOKE
STUDIO 7

Live beautiful. Live bespoke.

WHITE-GLOVE INTERIOR DESIGN:

If you're living overseas and planning a dream home for your family back in India, you already know the emotional weight behind every design decision. It's not just a house — it's *your legacy, your gratitude, your return gift* to the people who raised you.

For many NRIs, a home in India is beyond a piece of real estate — it's a love letter to your roots. A gift to your parents. A reflection of your global taste wrapped in local elegance.



Chennai - home to many global citizens

WHITE-GLOVE INTERIOR DESIGN:

However, designing from thousands of miles away can be overwhelming — unreliable vendors, misaligned visions, and endless WhatsApp calls that go nowhere. Coordinating from another time zone can feel like *chasing clarity* through noise.

At Bespoke Studio 7, we've helped many NRIs from the US and UK create stunning Indian homes — *from idea to execution, from installation to handover* — without stepping foot on-site.

That's why we've created this mini guide that every NRI should read *before starting an interior design project* in India.



WHITE-GLOVE INTERIOR DESIGN:

Essential #1: Clarity Is Premium

When you're designing or renovating a home in India while living abroad, *clarity is luxury*. It saves you time, stress, and costly errors.

It is easy to assume interior design is just about making it look good. But premium design is rooted in process, communication, and defined deliverables. A professional interior designer will:

- Take the time to understand your cultural and emotional context
- Offer mood boards and concept presentations that guide your visual direction
- Blend tradition and modern comfort as a conscious design choice
- Provide clear documentation: 3D renders, deliverables, timelines, and scope of service

Clarity reduces ambiguity — and that makes every decision more confident.

WHITE-GLOVE INTERIOR DESIGN:

Essential #2: Vet Your Designer, Trust the Process

When hiring an interior designer from overseas, you're not just paying for their taste. You're trusting their system.

A few things to consider while vetting your designer:

- Do they walk you through the design journey step-by-step?
- Do they clearly explain timelines, documentation, costs and revisions?
- Are they upfront about how involved you'll need to be?
- Are they comfortable using tech tools for collaboration?

Working with the right designer means you won't have to second-guess decisions or keep following up at every turn. They'll have systems in place so you can focus on your life while the work progresses.

WHITE-GLOVE INTERIOR DESIGN:

Essential #3: Choose Designers Who Work Around Your Time Zone

As an NRI, you're a global citizen — and your designer should understand that.

Whether you're in Europe, the Middle East, Australia, or North America, *your designer should be able to coordinate without causing delays or miscommunication.*

Look for:

- Weekly project reports with visuals and updates
- WhatsApp check-ins to keep you in the loop without overwhelming you
- One dedicated point of contact to avoid confusion
- Seamless collaboration across time zones, including inputs from your family in India

Premium interior design isn't just about beautiful aesthetics. It's also about smooth collaboration across continents.

WHITE-GLOVE INTERIOR DESIGN:

Essential #4: Allocate Your Expenditure Where It Truly Matters

What do premium bespoke homes cost — and where should you prioritise your spending?

Premium design is about *investing vs splurging*. It's about bespoke, thoughtful, long-term value.:

Focus on:

- Timeless, durable materials
- Furniture, lighting, and decor that elevate daily living
- Appliances and technology that make life easier for family back home
- Ergonomic cabinetry, efficient storage, mood lighting, proper ventilation, and timeless finishes

Avoid:

- Fads and trends that don't age well
- Overspending on decorative items that don't improve function or longevity

WHITE-GLOVE INTERIOR DESIGN:

Essential #5: Know Your Team

Interior design is a *collaboration* between the designer, drafting team, vendors, and often your family in India. It is *not* a solo effort.

Ask your designer:

- Who will be responsible for coordination and client communication / queries?
- How are material selections, site visits, and execution support handled?

At Bespoke Studio 7, *we typically handhold clients up to the point of handover* — ensuring all drawings, selections, and vendor recommendations are sorted before execution commencement for seamless work progress.

WHITE-GLOVE INTERIOR DESIGN:

Essential #6: Insist on a Comprehensive Design Dossier

Besides being about how a space will look, premium interior design is also about what you'll get, when, and how reliably.

A proper design dossier should include:

- Detailed 2D layout plans showing furniture and spatial planning
- Electrical and plumbing drawings
- False ceiling designs and elevation drawings
- Material specifications
- 3D renders
- Curated selection options for finishes, lights, hardware, and more

Your final home will be a reflection of the drawings and decisions that precede execution. For NRIs, investing in this level of clarity up front avoids missteps down the line.

WHITE-GLOVE INTERIOR DESIGN:

Essential #6: Insist on a Comprehensive Design Dossier

Besides being about how a space will look, premium interior design is also about what you'll get, when, and how reliably.

A proper design dossier should include:

- Detailed 2D layout plans showing furniture and spatial planning
- Electrical and plumbing drawings
- False ceiling designs and elevation drawings
- Material specifications
- 3D renders
- Curated selection options for finishes, lights, hardware, and more

Your final home will be a reflection of the drawings and decisions that precede execution. For NRIs, investing in this level of clarity up front avoids missteps down the line.

WHITE-GLOVE INTERIOR DESIGN:

Essential #7: What Is White Glove Interior Design Service, Really?

Peace of mind is the real luxury. For NRIs, designing a home in India from afar can feel overwhelming. White glove service is how we take that stress away.

What *white glove* truly means:

- You get regular updates without incessant follow-ups
- You coordinate with one point of contact
- Your family in India isn't burdened because we manage inputs with care
- You're given guidance and clarity

White glove simply means: *Curated experiences. Elevated service. Seamless process. Elegant results.*

At Bespoke Studio 7, we understand your aspirations, your time limitations, and your deep connection to the space you're creating from abroad.

WHITE-GLOVE INTERIOR DESIGN:

HAVE A LOOK!

We recently worked with a young woman living in the US who wanted to design a refined apartment for her parents in Chennai. From digital moodboards and renders to curated material selections, we transformed her intent into reality — all while she co-ordinated with us remotely and with calm clarity. Dreamed in the US, designed and executed in Chennai — this project was a heartfelt letter from a daughter to her parents. A modern NRI home that blends emotion with elegance. The images featured below illustrate the bespoke, earthy home with biophilic touches, designed, while coordinating remotely with our client from the US.



WHITE-GLOVE INTERIOR DESIGN:

Before moodboards or materials, *we build systems.* Milestones. When you engage us, apart from hiring style — you're investing in a process that replaces stress with structure. The most elegant homes begin with a crystal-clear brief.




CONCEPT

CLARITY



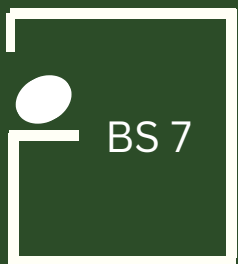
COMPLETION



BESPOKE
STUDIO 7



For every NRI who wants to *give back* –
We DESIGN your *legacy* with *quiet pride*.



BESPOKE
STUDIO 7

Get in touch:

+91 98843 44847

www.bespokestudio7.com

Hours: 10 am – 6 pm Weekdays

IG: [bespokestudio_7](https://www.instagram.com/bespokestudio_7)

Live beautiful. Live bespoke.